



**Learning
Rights**

Law Center


LRLC Services and the Special Education System

Presentation Outline

- 01** Intro to LRLC
- 02** Special Education System – Students' and Parents' Rights
- 03** How LRLC Helps



WHO WE ARE





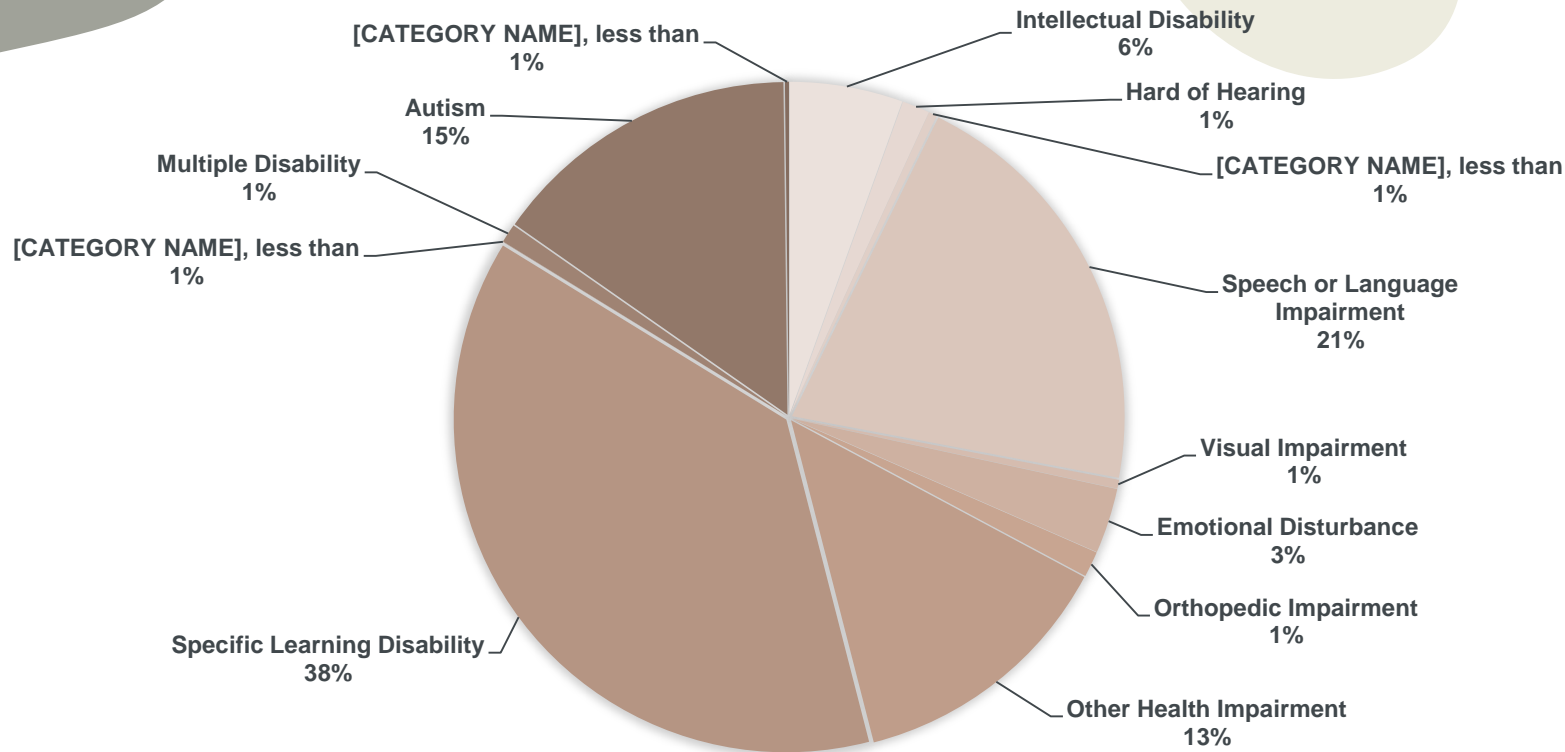
02

Structure of the Special Education System

Individuals with Disabilities Education Act (IDEA)


- Federal law that mandates special education and related services be provided to eligible students with disabilities.
- Enumerates the rights and responsibilities of students, parents and school districts.
- Eligibility:
 - Less than 22 years of age;
 - Have a qualifying disability;
 - Need special education and related services.
- The California Education Code implements the IDEA for California

The need for Special Education Advocacy throughout California



California Department of Education DataQuest:

<https://dq.cde.ca.gov/dataquest/SpecEd/SEEnrEthDis2.asp?cChoice=SEEthDis2&cYear=2018-19&TheCounty=19,LOS^ANGELES&clevel=County&ReptCycle=December>



Students' Rights under the IDEA

- Free and Appropriate Public Education (FAPE)
- In the Least Restrictive Environment (LRE)
- Pursuant to a full assessment in all areas of need
- With appropriate related services
- Documented in an Individualized Education Program (IEP)


What is FAPE?

FREE – Not at student expense

APPROPRIATE – Must be tailored to the student's unique needs and allow the student to receive meaningful educational benefit


PUBLIC – Must be provided in the public school setting, unless otherwise specified by the IEP team

EDUCATION: more than just academics!



Assessments


- Qualified person
- In all areas of suspected disability
- In the student's primary language
- Not discriminatory
- Classroom observation
- Reassessment every three years






Assessment Timeline

1. Parent requests assessments **in writing** to the principal/assistant principal
2. Indicate areas of concern
3. Schools have **15 days** to provide the parent with an assessment plan; the parent reviews, edits, and consents to the plan
4. Districts have **60 days** to assess the student, write the assessment report, and hold an IEP meeting
 - School vacations of over 5 days do not count towards the 60 day timeline.



Appropriate Related Services

- Audiology
- Counseling
- Occupational therapy
- Physical therapy
- Psychological services
- Recreation
- Speech and language
- Adapted PE




Individualized Education Program (IEP)

- Present Levels of Performance
- Goals
- Related services
- Modifications
- Participation with non-disabled peers
- frequency/location/duration of related services
- Transition services
- Assistive technology
- Offer of FAPE



Requesting an IEP Meeting


- The district should automatically hold IEP meetings after a student's initial assessments, any re-assessments, and every 3 years.
- To request an additional IEP meeting, put your request **in writing** stating your concerns and proposed program changes.
- Keep a copy of your letter and proof of the date it was submitted to the school.
- The school has **30 days** to convene an IEP.



IEP Cont'd

Parental Consent Required (signature)

**IEP meeting must take place at least
once a year (or within 30 calendar
days of being requested by a parent)**







Parents have the right to:

- Participate in all IEPs as an **equal team member**.
- Have their concerns heard, documented, and addressed.
- Have meetings at a time and place convenient to them.
- Invite others to the meeting, who are knowledgeable about their child.

Parents Also Have the Right To:

- To have interpretation **in their native language** at the IEP meeting and **translation of the IEP document**.
- Have time to review the IEP document before responding.





HOW LRLC IS MAKING A DIFFERENCE

- We represent low income families in due process proceedings, provide advocacy training and provide legal advice and consultation regarding educational access issues
- We work exclusively on Education Law issues, including special education

TIGER



Education Rights Clinic

Free Legal Consultation and Plan of Action

**Litigation and
Advocacy**





Education Rights Clinic

What is a legal clinic?

A legal clinic is phone meeting with one of our representatives to discuss parent's concerns.

We will provide advice and referrals.


The legal advice is supervised by a LRLC attorney.

The consultation is free if eligible for our services.



How to start the Consultation Process

- To immediately start the consult process, please complete our intake form at www.learningrights.org under “Get Help”
- You may also request our intake form be emailed to you contacting us at:
Consult@learningrights.org
(213) 623-4794




How to start the Consultation Process

- Scan this QR code to access our Consultation Request form:




- For our Consultation Request in Spanish, please scan the following QR code:





What is the **TIGER Program?**




What TIGER offers to parents/students?

- Monthly "know your rights" webinars taught by professionals in the field of Education
- 3 courses
 - Beginner- "Know your Rights" (English, Spanish, Cantonese, Korean)
 - Self-Advocacy and Transition class in partnership with SCDD
 - TIGER Plus
- TIGER is intended for parents to advocate for their own children
- Parents come together for a common purpose → children with disabilities must be treated equal to children without disabilities.

Sample of what parents might learn

- **September:** Procedural Safeguards under the IDEA
- **October:** Letter Writing
- **November:** Eligibility
- **December:** Assessments
- **January;** In-person: Records Organizing
- **February:** Goals and Related Services
- **March:** Accommodations and Modifications
- **April:** Placement and Least Restrictive Environment
- **May:** Preparing for the IEP meeting and signing the IEP
- **June:** Final Projects and Graduation




TIGER Program Requirements

- Must complete Application to be admitted to TIGER, if selected ...
- Attend the monthly webinars
- Respect other participants and do not give legal advice to others, the program is intended for the enrolled parent to be an advocate of their own child
- Complete final project



TIGER “Perks”

- **Classes with Mariana, Neuropsychologist!**
- **TIGER Toolkit**
- **Newsletter**
- **Quarterly Happy Hour Webinars**
- **Celebration for completing the program**
- **Monthly office hours for extra support**
- **Easy referral to ERC**
- **Accessible via email or Facebook page**
- **Dodger Tickets!**



How to Apply

Send us an email or have the families connect with
us:

tiger@learningrights.org

Open enrollment starts in **August** and selected
families will be notified in **September**

